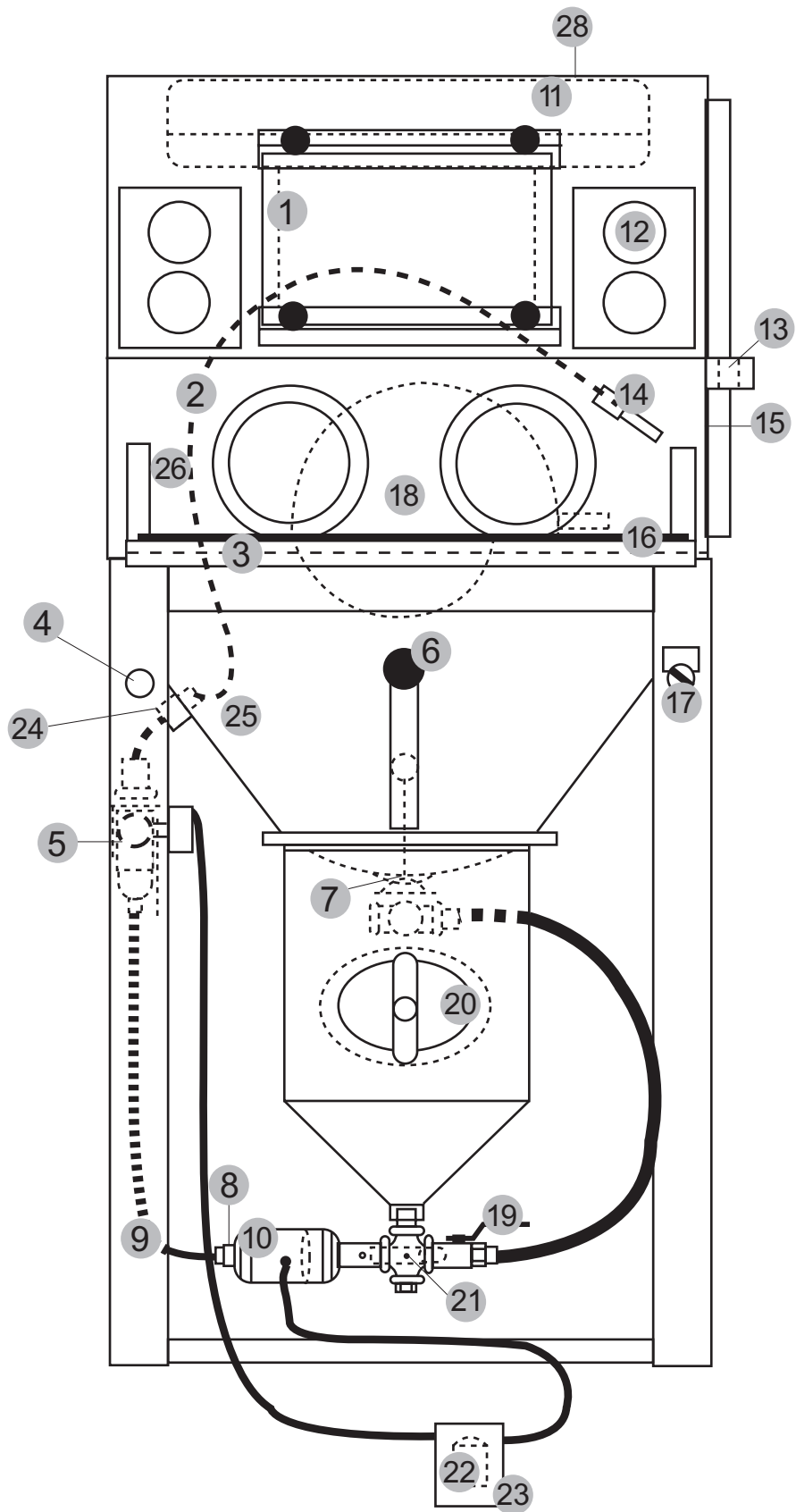
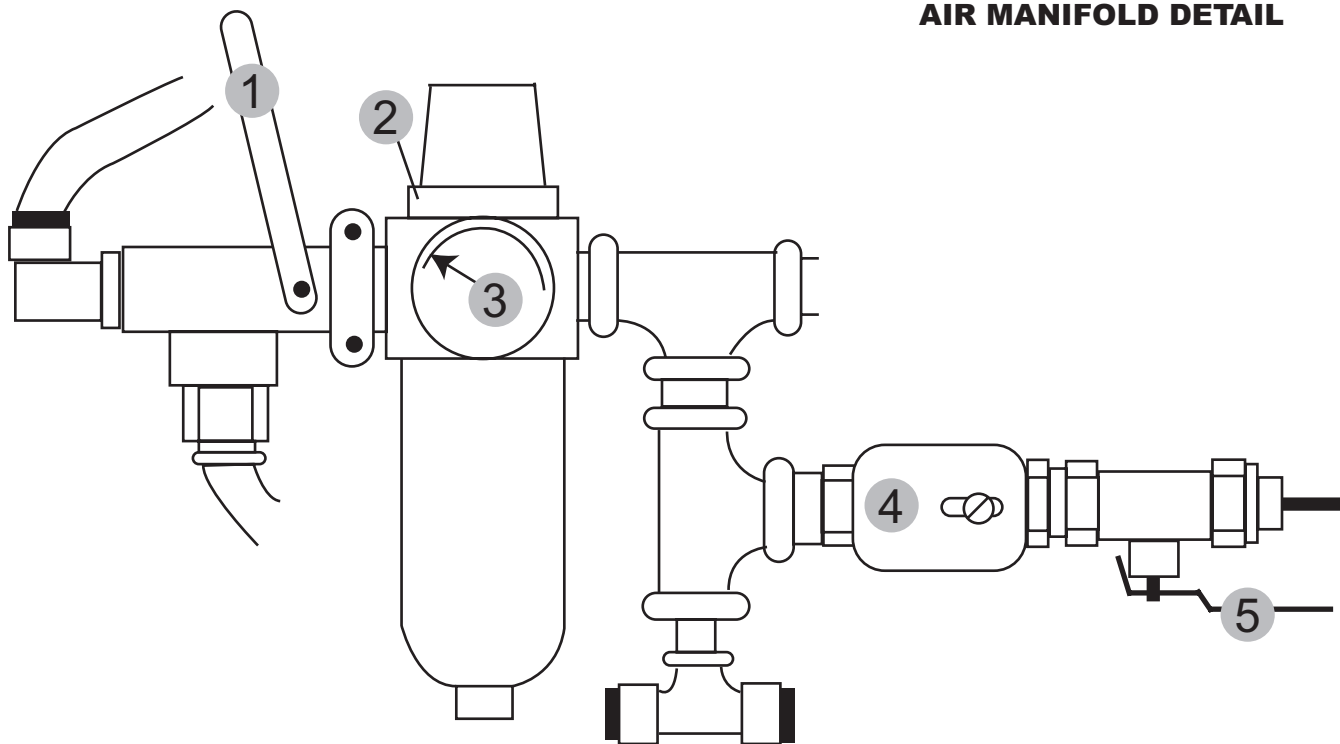


PARTS

	Part #	Description
1	101-06-146	Safety Glass View Window
1	101-11-147	Window Bladder Seal
2	109-15-375	Abrasive Hose to Nozzle, by the foot (3/8" O.D.)
3	109-25-030	Work Grate 3024 (set)
3	109-25-036	Work Grate 3624 (set)
4	100-26-008	Manual Pulse Valve
5	See air manifold detail	
6	109-21-010	Pot Fill Ball Handle
6	109-21-012	Pot Fill Assembly Complete
6	109-21-011	Pot Fill Return Spring
7	104-21-176	Pot Seal
7	109-21-201	Pot Plunger
8	100-20-100	Hose Fitting, 1/2" Male Pipe to 1/2" Hose O.D.
9	109-15-500	Abrasive Hose Pinch Valve to Cabinet, with foot
10	109-20-105	Inline Filter 1/4"
10	109-20-200	Abrasive Pinch Valve
10	109-20-201	Abrasive Pinch Valve Bladder
10	109-20-300	Tubeomatic Valve
10	109-20-301	Tubeomatic Bladder
10	109-20-302	Tubeomatic Core
11	100-09-053	Fluorescent Light Fixture Complete
11	100-09-054	Fluorescent Light, each
12	100-06-085	Inlet Filter
13	See door handle detail	
14	109-19-092	3/32" Tungsten Carbide Nozzle with Holder
14	109-19-125	1/8" Tungsten Carbide Nozzle with Holder
14	109-19-594	Nozzle, Long Wear, 3/32" w/ 3/8" Hose Adapter
14	109-19-595	Nozzle, Long Wear, 1/8" w/ 3/8" Hose Adapter
14	109-19-596	Nozzle, Long Wear, 3/32" w/ 1/2" Hose Adapter
14	109-19-597	Nozzle, Long Wear, 1/8" w/ 1/2" Hose Adapter
15	100-11-030	1/2" x 1-1/2" x 25' Door Seal, per roll
16	100-07-100	Bolt-On Armrest Complete
16	100-07-101	Drop-In Padded Armrest
17	100-09-150	Light and Blower Switch
18	109-01-100	Abrasive Separator Reclaimer with ring
19	100-26-098	Abrasive Flow Valve
20	104-21-171	Pot Access Cover Seal
21	109-21-300	Abrasive Mixing Valve Cross (anti surge)
22	100-26-086	Pneumatic Valve
23	100-20-004	Foot Valve, less pneumatic valve
24	109-20-101	3/8" Bulkhead Fitting
25	109-20-102	3/8" Pipe - 1/2" Tube
26	100-18-111	Blow Off Air Gun
26	100-20-612	1/4" Pisco x 1/4" NPT



AIR MANIFOLD DETAIL**PARTS****PART # DESCRIPTION****AIR MANIFOLD DETAIL**

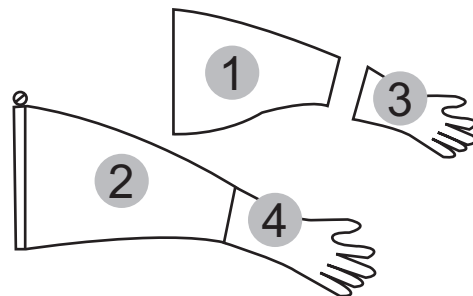
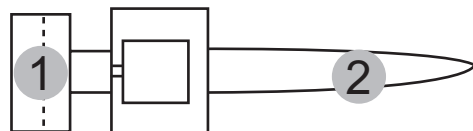
1	109-26-001	Pot Depressurization Ball Valve, 3 Way
2	109-03-100	Regulator-Filter-Gauge-Mounting Nut
3	109-13-100	Gauge Only
4	100-03-001	Pulse Regulator
5	100-26-002	Emergency Ball Valve Shut-off

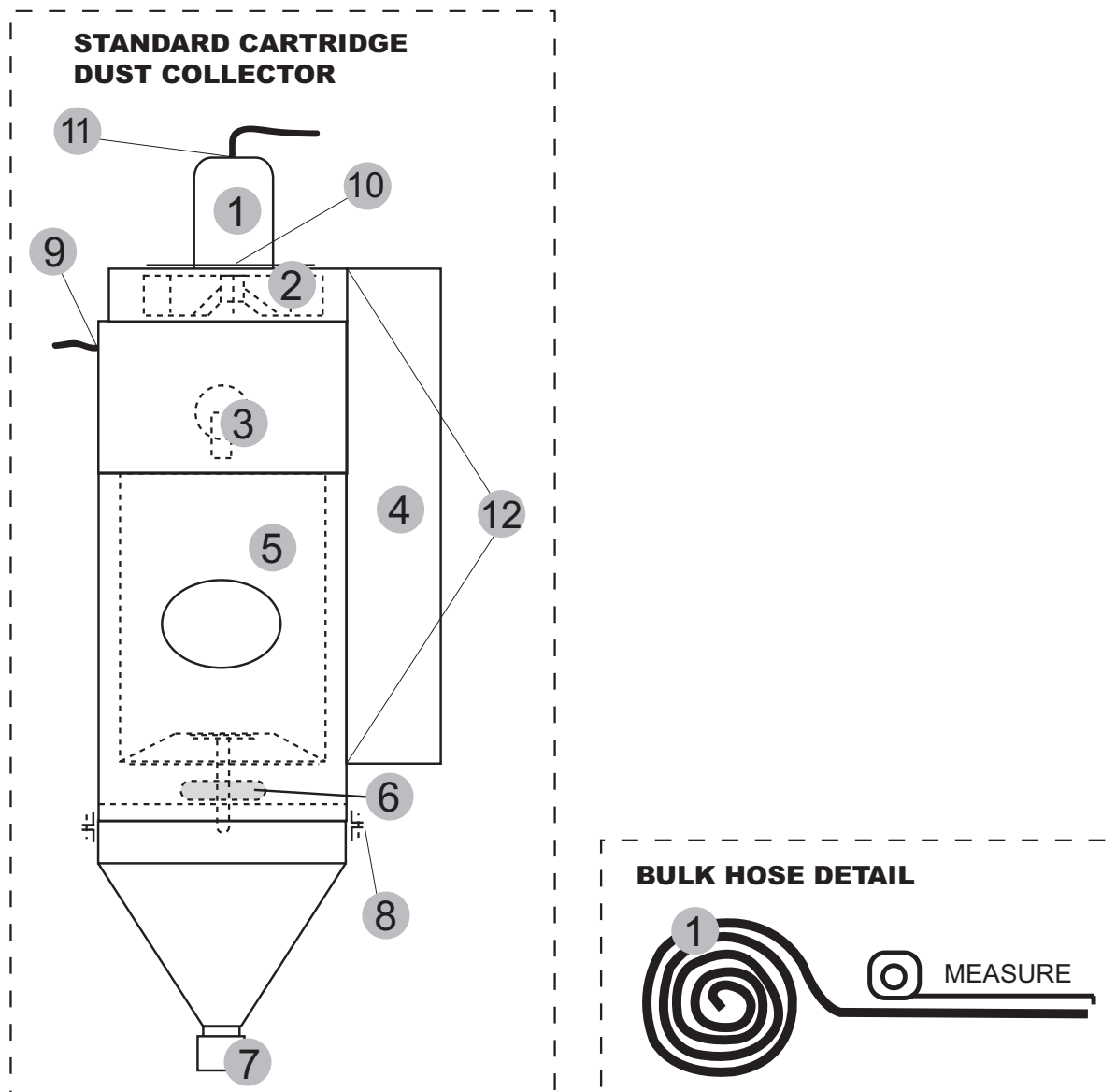
GLOVE AND GAUNTLET DETAIL

1	109-12-100	Gauntlets, pair, 6"
2	102-12-038	Glove / Gauntlet Clamp, each
3	109-12-101	Disposable Latex Gloves, box of 100 large
4	100-12-136	Combo Gloves, 6"

DOOR HANDLE DETAIL

1	100-06-091	Door Strike
2	100-06-092	Door Latch

GLOVE/GAUNTLET DETAIL**DOOR HANDLE DETAIL**



PARTS

PART #	DESCRIPTION	PART #	DESCRIPTION
STANDARD CARTRIDGE DUST COLLECTOR			
1	101-05-132 Motor 1/2 HP - 120V	1	109-15-375 3/8" OD Abrasive Hose, by the foot
2	100-05-312 Impeller, 10 Inch Diameter	1	109-19-500 1/2" OD Abrasive Hose, by the foot
3	100-08-630 Pulse Valve	1	100-14-051 1/4" PVC Tubing, by the foot
4	109-06-100 Silencer	1	100-14-004 3/8" PVC Tubing, by the foot
5	100-08-005 110 Sq.Ft. Filter Cartridge	1	100-14-005 1/2" PVC Tubing, by the foot
6	100-08-006 Filter Bracket Tightening Assembly, complete		
7	100-08-142 Dust Collector Drain Cap		
8	Clamps		
9	Wires		
10	Mounting Plates		
11	Motor Cover		
12	Holding Screws		
BULK HOSE DETAIL			